



## Dogs & Lawn Care: Protecting Our Best Friends

Dogs love grass. They love to roll in it, play fetch on it, sniff the wonderful array of odors, and some even love to eat it. After they come in from playing in the grass they lick their paws and bodies to clean themselves. Unfortunately a thick weed free expanse of lawn is part of living the American dream for many neighborhoods and the herbicides and pesticides often used to achieve this could be harming our dogs.

**1991**

A study in the Journal of the National Cancer Institute reported a link between the exposure to (2,4-D), a commonly used herbicide for lawn treatment and an increased risk of malignant lymphoma in dogs.

**2004**

Purdue University found an association between herbicide treated lawns and bladder cancer in Scottish Terriers. The risk of transitional cell carcinoma was four to seven times higher in dogs who were exposed to 2,4-D.

**2012**

The Journal of Environmental Research printed a study that showed that exposure to professionally applied lawn care pesticides resulted in a 70% higher risk of malignant lymphoma in dogs.

**2013**

Purdue University studied dogs from treated and untreated yards and found that untreated grass contained chemicals from drift from other yards and half of the dogs studied who lived in untreated yards still had chemicals in their urine.

Perform an internet search for organic lawn care methods and you will find plenty of tips and best practices for maintaining your lawn safely. Many companies now offer organic weed killers made of human grade food ingredients. You can also make your own weed killers out of vinegar, pull weeds the old fashioned way or use other organic methods of keeping your yard lush.

Some weeds, like dandelions, are good for the environment. Although they are considered an eyesore in our culture, weeds like dandelions are actually an early source of pollen for bees in the springtime and are beneficial for gardens and other plant life because of the nectar that the bees obtain from them.



### Check Out These Sites:




- ✓ <http://www.richsoil.com/lawn-care.jsp>
- ✓ <http://www.planetnatural.com/organic-lawn-care-101/>
- ✓ <http://www.beyondpesticides.org/pesticidefreelawns/>

**Tips to Help  
Your Dog**

**Be Safe**

**This Summer**

### After each walk or once a day if your dog stays in your own yard:

-  Wash your dog's paws in a foot soak using water with vinegar (1/2 cup vinegar per gallon of water) or an organic pet shampoo. Rinse in a second soak of plain water and then dry.
-  Wipe your entire dog from nose to tail with a damp cloth, including their legs, belly, nose and jowels.
-  Wash your own feet and legs if wearing sandals if your dog has a tendency to lick your feet.

